極数 CKT	部品番号 PARTS No.	A	B	C	D	極数 CKT	部品番号 PARTS No.	A	B	C	D
2	9110S-02-G2A	2.0	4.3	5.0	6.0	12	9110S-12-G2A	22.0	24.3	25.0	26.0
3	-03-	4.0	6.3	7.0	8.0	13	-13-	24.0	26.3	27.0	28.0
4	-04-	6.0	8.3	9.0	10.0	14	-14-	26.0	28.3	29.0	30.0
5	-05-	8.0	10.3	11.0	12.0	15	-15-	28.0	30.3	31.0	32.0
6	-06-	10.0	12.3	13.0	14.0	16	-16-	30.0	32.3	33.0	34.0
7	-07-	12.0	14.3	15.0	16.0	17	-17-	32.0	34.3	35.0	36.0
8	-08-	14.0	16.3	17.0	18.0	18	-18-	34.0	36.3	37.0	38.0
9	-09-	16.0	18.3	19.0	20.0	19	-19-	36.0	38.3	39.0	40.0
10	-10-	18.0	20.3	21.0	22.0	20	9110S-20-G2A	38.0	40.3	41.0	42.0
11	9110S-11-G2A	20.0	22.3	23.0	24.0						

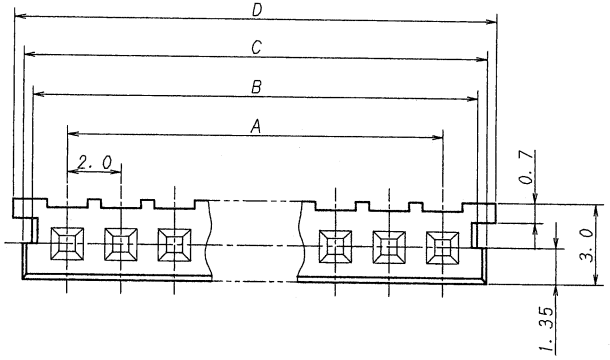

仕様

1. 最大定格電圧電流 : 125V, 1A (AC, DC)
2. 使用温度範囲 : -40～+105℃
3. キンク : 向きは互いに逆向き。

NOTE

1. MAXIMUM RATING VOLTAGE AND CURRENT : 125V, 1A (AC, DC)
2. TEMPERATURE RANGE : -40~+105℃
3. FORMING : ALTERNATING KINK DIRECTIONS STARTING WITH FACING EITHER LEFT OR LIGHT.

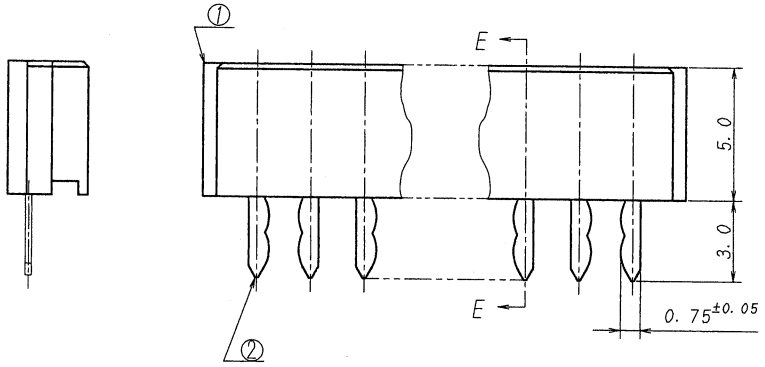

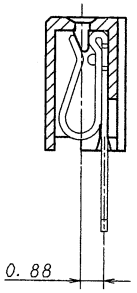

SECT. E-E

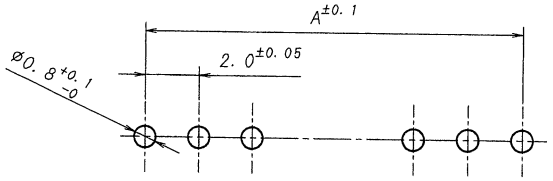

推奨基板寸法/RECOMMENDED PCB SIZE
(1.2~1.6mmTHICK)

ISSUED
'13.10.29
IRISO
ENG. DEPT.

LTR 記号	ECN NO	REVISION RECORD 沿革	DR	CHK	DATE 年月日
△					
△					
△					
△					
△					
△					
△					
△	45011	RELEASED	T.N	K.K	'13-5-1

MATERIAL 材質
① ハウジング：ガラス入り66ナイロン樹脂 自然色（アイボリー）UL94V-0
① HOUSING: GLASS FILLED 66NYLON UL94V-0 COLOR: NATURAL (IVORY)
② 端子/CONTACT：リン青銅/PHOSPHOR-BRONZE

FINISH 仕上げ
Ni下地めっき/OVER Ni PLATE: 2μmMIN
金めっき/Au PLATE: 0.2μmMIN

GENERAL TOLERANCES 一般公差
DIM 寸法 ± 0.3
ANGLE 角度 ±

3RD. ANG. PROJ. 三角法

SCALE 尺度 /
UNIT 単位 mm
DR '13-5-1 T. Nakayama
DSN '95-7-11 E. Matsu
CHK '13 5/1 K. Kobayashi
APP '13 5/1 M. Takagi

IRISO ELECTRONICS CO., LTD.
イリソ電子工業株式会社

TITLE 名称
9110シリーズ ソケット
SERIES 9110 SOCKET

EDP No

PARTS No 部番
IMSA-9110S-※※-G2A

DWG No 図番
110-109110-001

REV. 0

DO NOT SCALE DRAWING.