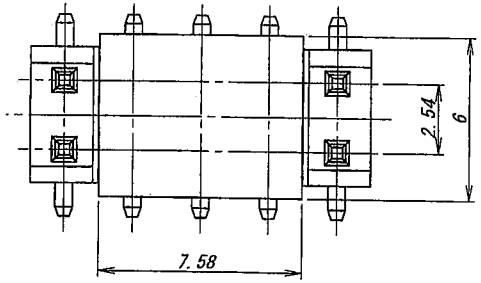

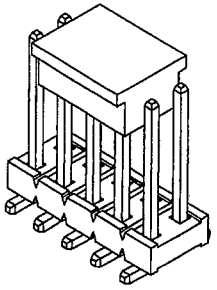

NOTE

1. 最大定格電圧電流：250V, 3A (AC, DC)
2. 使用温度範囲　　：-40～+150℃

1. MAXIMUM RATING VOLTAGE AND CURRENT : 250V, 3A (AC, DC)
2. TEMPERATURE RANGE : -40～+150℃

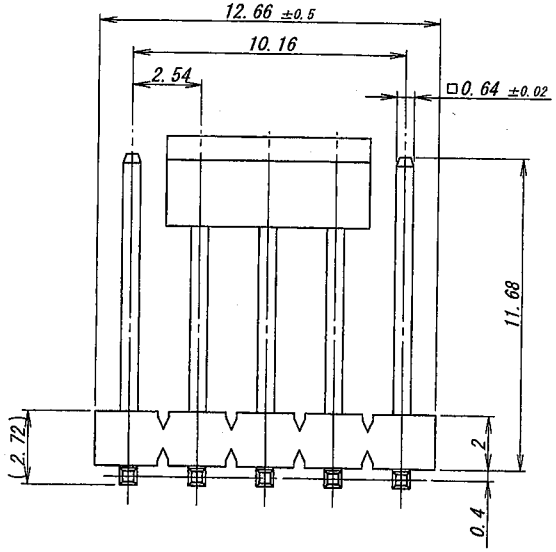

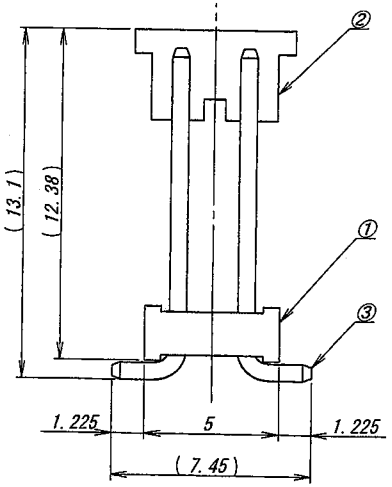

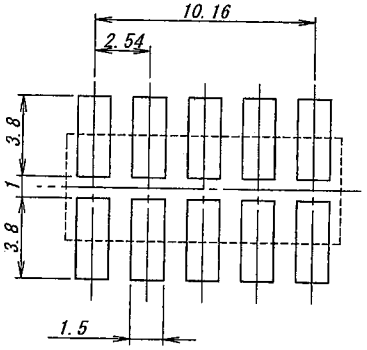

推奨基板寸法/RECOMMENDED PCB SIZE
一般公差/GENERAL TORERANCE : ±0.1
(マウント面/MOUNTING SIDE)

ISSUED
'09.6.-1
IRISO
ENG. DEPT.

LTR 記号	ECN No	REVISION RECORD 記事	DR	CHK	DATE 年月日
0	34225	RELEASED	Wu	YOU	'09.5.18

MATERIAL 材質

①ベース　：ガラス入りPA46樹脂 自然色(アイボリー) UL94V-0
②キャップ：ガラス入りPA66樹脂 黒色 UL94V-0
③端　子　：黄銅 (t=0.64)

①BASE : GLASS FILLED PA46 NATURAL (IVORY) UL94V-0
②CAP : GLASS FILLED PA66 BLACK UL94V-0
③PIN : BRASS (t=0.64)

FINISH 仕上げ

③端子/PIN：ニッケル下地/Ni PLATE : 1μmMIN.
錫リフロー前めっき/TIN REFLOW PRE-PLATE : 2μmMIN.

GENERAL TOLERANCES 一般公差

DIM 寸法 ± 0.3
ANGLE 角度 ±

3RD. ANG. PROJ. 三角法

SCALE 尺度	—	UNIT 単位	mm
DR	5/18/'09 Wuliang	DSN	5/18/'09 Wuliang
CHK	'09-5-19 Yougijun	APP	09-5-21 Y. Nakanishi

IRISO ELECTRONICS CO., LTD
イリソ電子工業株式会社

TITLE 名称: 9203シリーズ ピンヘッダー
SERIES 9203 PIN-HEADER

EDP No: —

PARTS No 部番: 9203B-2-10Z271-PT1

DWG No 図番: IMSA-9203B-2-10Z271-PT1

REV. 0

DO NOT SCALE DRAWING.
THIS DRAWING CONTAINS INFORMATION THAT IS PROPRIETARY TO IRISO AND SHOULD NOT BE USED WITHOUT WRITTEN PERMISSION. 本図面は、イリソ電子工業（株）の所有する情報を含むもので当社の許可なく複製も禁止する

REDUCED COPY