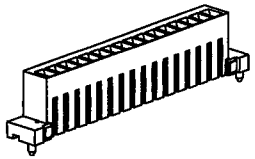

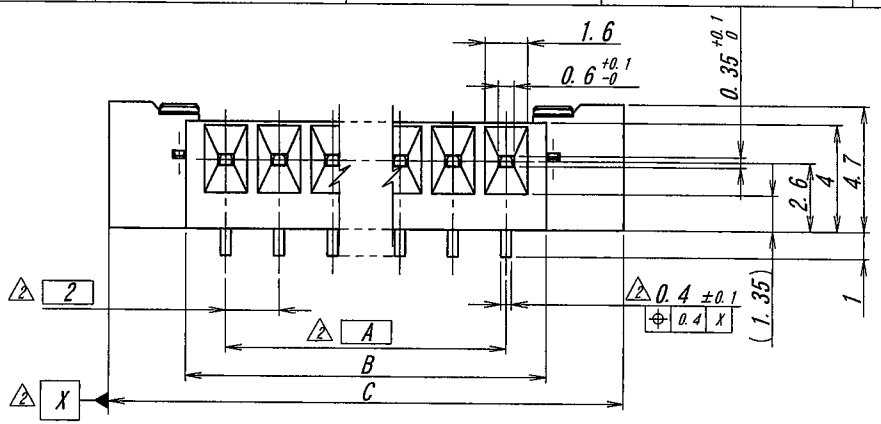

極数/CKT	部品番号/PARTS No.	A	B	C	D	E
6	9257S-06F-TS1	10.0	13.0	18.8	13.5	17.7
7	9257S-07F-TS1	12.0	15.0	20.8	15.5	19.7
8	9257S-08F-TS1	14.0	17.0	22.8	17.5	21.7
9	9257S-09F-TS1	16.0	19.0	24.8	19.5	23.7
10	9257S-10F-TS1	18.0	21.0	26.8	21.5	25.7
11	9257S-11F-TS1	20.0	23.0	28.8	23.5	27.7
12	9257S-12F-TS1	22.0	25.0	30.8	25.5	29.7
13	9257S-13F-TS1	24.0	27.0	32.8	27.5	31.7
14	9257S-14F-TS1	26.0	29.0	34.8	29.5	33.7
15	9257S-15F-TS1	28.0	31.0	36.8	31.5	35.7
16	9257S-16F-TS1	30.0	33.0	38.8	33.5	37.7
17	9257S-17F-TS1	32.0	35.0	40.8	35.5	39.7
18	9257S-18F-TS1	34.0	37.0	42.8	37.5	41.7
19	9257S-19F-TS1	36.0	39.0	44.8	39.5	43.7
20	9257S-20F-TS1	38.0	41.0	46.8	41.5	45.7
21	9257S-21F-TS1	40.0	43.0	48.8	43.5	47.7
22	9257S-22F-TS1	42.0	45.0	50.8	45.5	49.7

NOTE

1. 最大定格電圧電流 : 125V, 1A
2. 接触抵抗 : 40mΩ以下 (初期値にて)
3. 適合LCD端子径 : 0.3 (±0.05) × 0.5 (±0.1) mm
4. 端子の先端位置にて適応、金具の最下部にて適応
5. 本製品は、錫系のめっきを施しておりますので、ウィスカーが発生する可能性がございます。その為、ウィスカー発生に対する保証は困難であり、御社にて御判断の上御使用をお願い致します。

1. MAXIMUM RATING VOLTAGE AND CURRENT : 125V, 1A
2. CONTACT RESISTANCE : 40mΩMAX.
3. MATING LCD SQUARENESS : 0.3 (±0.05) × 0.5 (±0.1) mm
4. APPLIED TO THE TOP OF CONTACT AND THE END OF MOUNTING
5. THIS PRODUCT UTILIZES LEAD-FREE TIN PLATING. ANY PRODUCT WITH LEAD-FREE TIN PLATING IS SUSCEPTIBLE TO TIN WHISKER. IRISO PROVIDES NO ASSURANCES AGAINST THE GROWTH OF TIN WHISKER EVEN UNDER NORMAL OPERATING CONDITIONS. CUSTOMERS ASSUME ALL RESPONSIBILITY FOR ANY PRODUCT FAILURES DUE SOLELY TO THE GROWTH OF TIN WHISKERS.

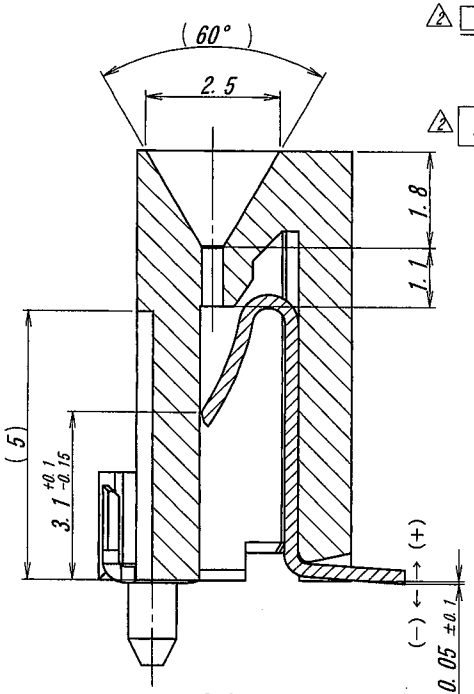

SECT H-H

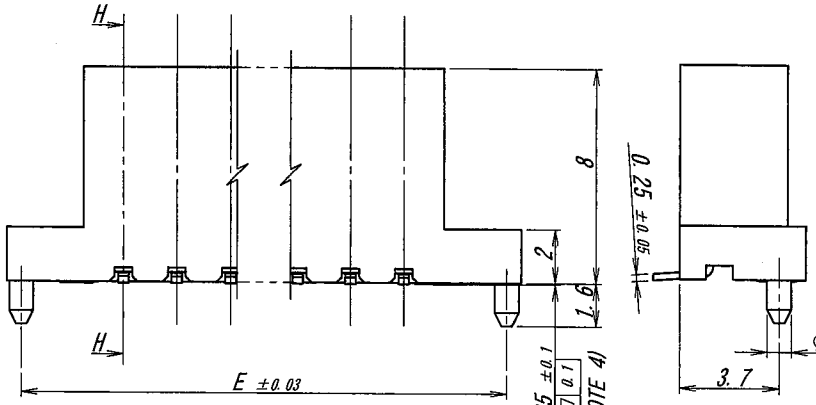

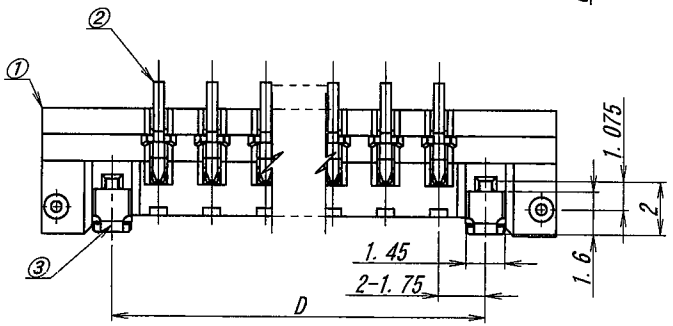

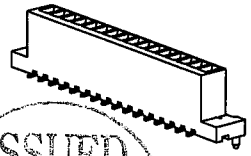

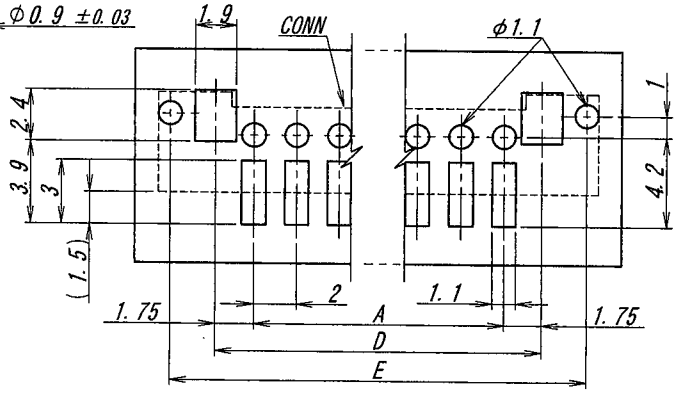

推奨基板寸法 (一般公差 : ±0.05)
RECOMMENDED SIZE OF PCB
(GENERAL TOLERANCES : ±0.05)

ISSUED '14.2.10 IRISO ENG. DEPT.

LTR 記号	ECN No	REVISION RECORD 記事	DR	CHK	DATE 年月日
△					
△					
△					
△					
△					
2	46409	REVISED	T. D	Jma	'14-2-5
1	38005	REVISED	L. Q	M. T	'10-9-15

MATERIAL 材質

①ハウジング : 46ナイロン樹脂, GF30%, 灰色 UL94V-0
②端 子 : リン青銅 (JIS C5102R-H)
③補強板 : 黄銅 (JIS C2680R-H)
①HOUSING : 46NYLON, GF30%, UL94V-0 COLOR:GRAY
②CONTACT:PHOSPHOR-BRONZE (JIS C5102R-H)
③MOUNTING:BRASS (JIS C2680R-H)

FINISH 仕上げ

②銅下地, 中間錫めっき/OVER Cu AND MIDDLE Sn PLATE : 0.5~2.0μm
錫鉛錫めっき/Sn-4.0Ag-1.0Cu : 3~8μm
③錫前めっき/PRE-TIN PLATE:0.8~1.5μm

GENERAL TOLERANCES 一般公差

DIM 寸法 ± 0.3
ANGLE 角度 ±

3RD. ANG. PROJ. 三角法

SCALE 尺度	—	UNIT 単位	mm
DR	'14-2-5 T. Doi	DSN	'02-11-27 Jiang
CHK	2/5 '14 Jma	APP	2/5 M. Yoshihara

IRISO ELECTRONICS CO., LTD
イリソ電子工業株式会社

TITLE 名称
9257シリーズ LCD ソケット
SERIES 9257 LCD SOCKET

EDP No

PARTS No 部番
IMSA-9257S-**F-TS1

DWG No 図番
2 110-109257-008

REV.

DO NOT SCALE DRAWING.

REPLACED COPY