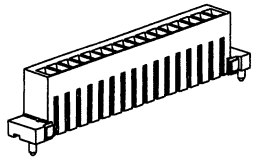

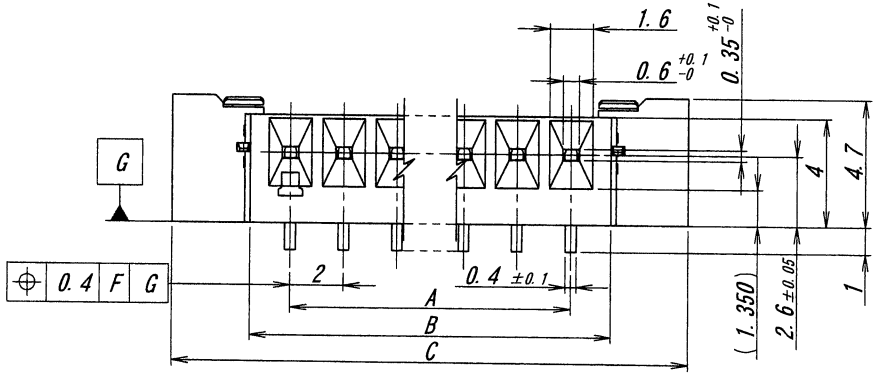

極数/CKT	部品番号/PARTS No.	A	B	C	D	E	極数/CKT	部品番号/PARTS No.	A	B	C	D	E
6	9257S-06K-TM1	10.0	13.0	18.8	13.5	17.7	21	9257S-21K-TM1	40.0	43.0	48.8	43.5	47.7
7	9257S-07K-TM1	12.0	15.0	20.8	15.5	19.7	22	9257S-22K-TM1	42.0	45.0	50.8	45.5	49.7
8	9257S-08K-TM1	14.0	17.0	22.8	17.5	21.7	23	9257S-23K-TM1	44.0	47.0	52.8	47.5	51.7
9	9257S-09K-TM1	16.0	19.0	24.8	19.5	23.7	24	9257S-24K-TM1	46.0	49.0	54.8	49.5	53.7
10	9257S-10K-TM1	18.0	21.0	26.8	21.5	25.7	25	9257S-25K-TM1	48.0	51.0	56.8	51.5	55.7
11	9257S-11K-TM1	20.0	23.0	28.8	23.5	27.7	26	9257S-26K-TM1	50.0	53.0	58.8	53.5	57.7
12	9257S-12K-TM1	22.0	25.0	30.8	25.5	29.7	27	9257S-27K-TM1	52.0	55.0	60.8	55.5	59.7
13	9257S-13K-TM1	24.0	27.0	32.8	27.5	31.7	28	9257S-28K-TM1	54.0	57.0	62.8	57.5	61.7
14	9257S-14K-TM1	26.0	29.0	34.8	29.5	33.7	29	9257S-29K-TM1	56.0	59.0	64.8	59.5	63.7
15	9257S-15K-TM1	28.0	31.0	36.8	31.5	35.7	30	9257S-30K-TM1	58.0	61.0	66.8	61.5	65.7
16	9257S-16K-TM1	30.0	33.0	38.8	33.5	37.7							
17	9257S-17K-TM1	32.0	35.0	40.8	35.5	39.7							
18	9257S-18K-TM1	34.0	37.0	42.8	37.5	41.7							
19	9257S-19K-TM1	36.0	39.0	44.8	39.5	43.7							
20	9257S-20K-TM1	38.0	41.0	46.8	41.5	45.7							

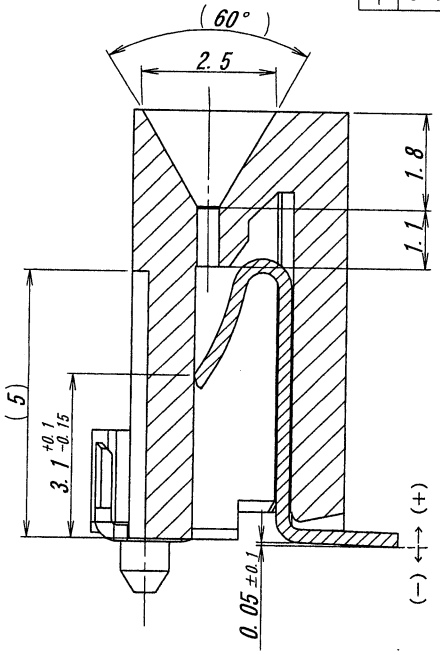

SECT. H-H



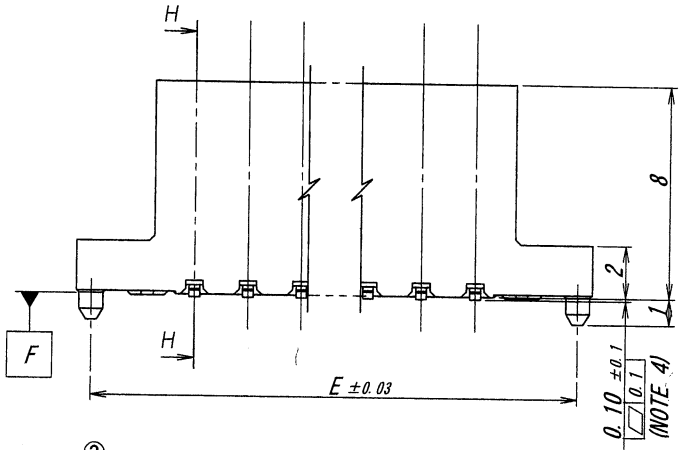

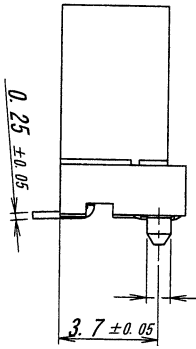

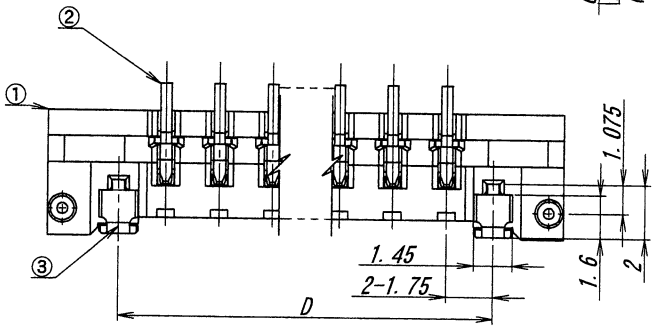

NOTE
1. 最大定格電圧電流　：125V, 1A
2. 接触抵抗　：20mΩ以下（初期値にて）
3. 適合LCD端子径　：0.3(±0.05)×0.5(±0.1) mm
4. 端子の先端位置にて適応、金具の最下部にて適応
5. 当該品はウィスカーの発生を通常品よりも抑制する効果を持たせた製品でありますが、ウィスカーの発生を無くす事を保証する製品ではありません。
6. 絶縁物の樹脂に黒点等が発生する場合がありますが、品質には問題ありません。

1. MAXIMUM RATING VOLTAGE AND CURRENT : 125V, 1A
2. CONTACT RESISTANCE : 20mΩMAX.
3. MATING LCD SQUARENESS : 0.3(±0.05)×0.5(±0.1)mm
4. APPLIED TO THE TOP OF CONTACT AND THE END OF MOUNTING
5. APPLICABLE PRODUCT HAS EFFECT TO SUPPRESS THE OCCURRENCE OF WHISKER THAN NORMAL.
HOWEVER, IT IS NOT A PRODUCT THAT GUARANTEES THAT THERE IS NO OCCURRENCE OF WHISKER.
6. THE BLACK SPOT ETC. MIGHT BE GENERATED IN THE RESIN OF THE INSULATOR. HOWEVER, THERE IS NO PROBLEM IN THE QUALITY.

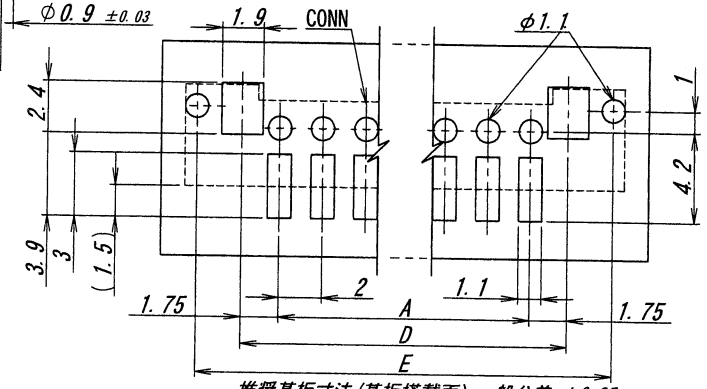

推奨基板寸法（基板搭載面）一般公差：±0.05
PCB SIZE (VIEW OF INSTALL SIDE)
GENERAL TOLERANCES : ±0.05

LTR 記号	ECN No	REVISION RECORD 記事	DR	CHK	DATE 年月日
△					
△					
△					
△					
△					
△					
△	39974	RELEASED	Y.K	M.T	'11-7-19

ISSUED '11.8.-1 IRISO ENG. DEPT.

MATERIAL 材質
①ハウジング：LCP樹脂，GF30%，自然色 UL94V-0
②端　子　：リン青銅 (JIS C5102R-H)
③補強板　：黄銅 (JIS C2680R-H)
①HOUSING : LCP, GF30%, UL94V-0 COLOR: IVORY
②CONTACT: PHOSPHOR-BRONZE (JIS C5102R-H)
③MOUNTING: BRASS (JIS C2680R-H)

FINISH 仕上げ
②ニッケル下地めっき/OVER Ni PLATE: 1.5～3.5μm
半光沢錫めっき/TIN MATT PLATE: 3～6μm
③錫前めっき/PRE-TIN PLATE: 0.8～1.5μm

GENERAL TOLERANCES 一般公差
DIM 寸法 ± 0.3
ANGLE 角度 ±

3RD. ANG. PROJ. 三角法

SCALE 尺度 /
UNIT 単位 mm
DR '11-7-19 Y. Kitagawa
DSN '09-1-5 S. Matsuzaki
CHK 〃 Y. MATAO
APP 2011-7-19 Y. Sasaki

IRISO ELECTRONICS CO., LTD
イリソ電子工業株式会社

TITLE 名称
9257シリーズ LCD ソケット
SERIES 9257 LCD SOCKET

EDP No

PARTS No 部番
9257S-**K-TM1

DWG No 図番
IMSA-9257S-**K-TM1

REV. 0

DO NOT SCALE DRAWING.
THIS DRAWING CONTAINS INFORMATION THAT IS PROPRIETARY TO IRISO AND SHOULD NOT BE USED WITHOUT WRITTEN PERMISSION. 本図面は、イリソ電子工業（株）の所有する情報を含むもので当社の許可なく複製を禁止する