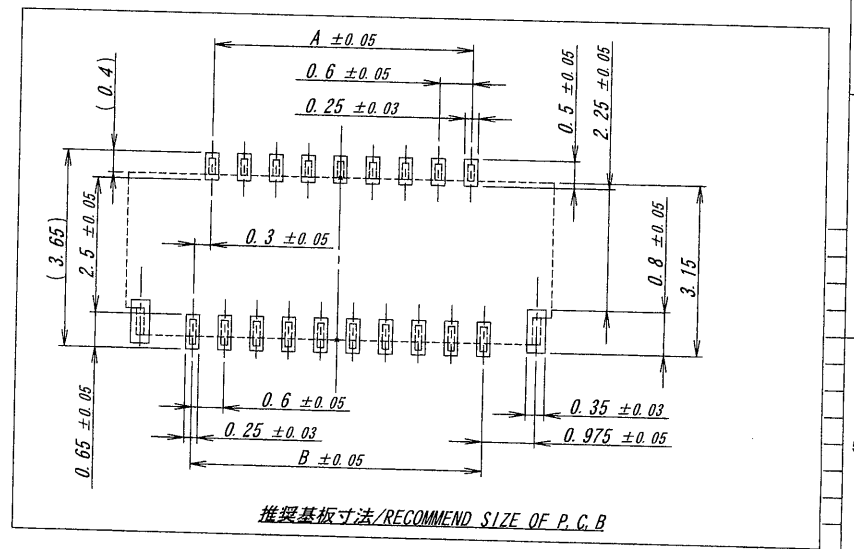
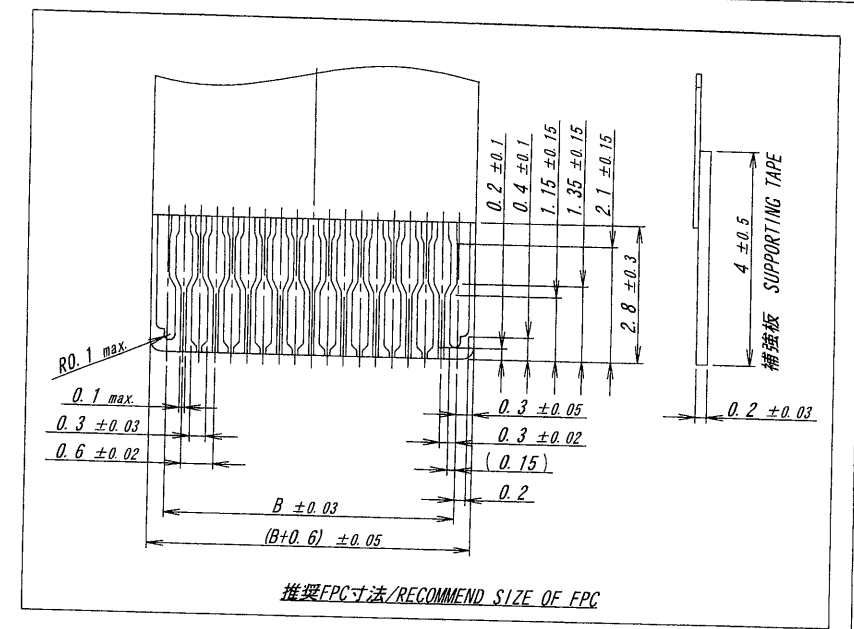
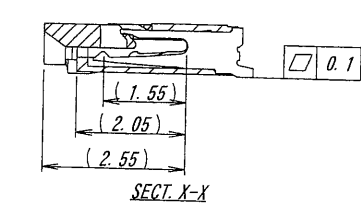
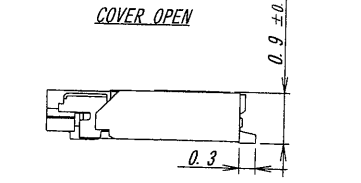
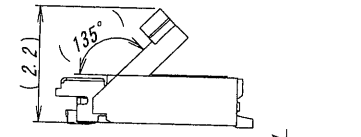


極数 CKT	部品番号 PART No.	A	B	C	D
9	9671S-09F-GF	1.8	2.4	4.35	4.8
11	9671S-11F-GF	2.4	3.0	4.95	5.5
13	9671S-13F-GF	3.0	3.6	5.55	6.1
15	9671S-15F-GF	3.6	4.2	6.15	6.7
17	9671S-17F-GF	4.2	4.8	6.75	7.3
19	9671S-19F-GF	4.8	5.4	7.35	7.9
21	9671S-21F-GF	5.4	6.0	7.95	8.5
23	9671S-23F-GF	6.0	6.6	8.55	9.1
25	9671S-25F-GF	6.6	7.2	9.15	9.7
27	9671S-27F-GF	7.2	7.8	9.75	10.3
29	9671S-29F-GF	7.8	8.4	10.35	10.9
31	9671S-31F-GF	8.4	9.0	10.95	11.5
33	9671S-33F-GF	9.0	9.6	11.55	12.1
35	9671S-35F-GF	9.6	10.2	12.15	12.7
37	9671S-37F-GF	10.2	10.8	12.75	13.3
39	9671S-39F-GF	10.8	11.4	13.35	13.9
41	9671S-41F-GF	11.4	12.0	13.95	14.5
43	9671S-43F-GF	12.0	12.6	14.55	15.1
45	9671S-45F-GF	12.6	13.2	15.15	15.7
47	9671S-47F-GF	13.2	13.8	15.75	16.3
49	9671S-49F-GF	13.8	14.4	16.35	16.9
51	9671S-51F-GF	14.4	15.0	16.95	17.5



ISSUED	13.5.20				
REVISED	44047	D.K	Y.Y	13-05-14	
REVISED	39284	Y.G	M.T	11-03-28	
ECN No	REVISION RECORD	DR	CHK	DATE	年月日

MATERIAL 材質
 ①端子/CONTACT : リン青銅/PHOSPHOR BRONZE
 ②補強板/METAL FLANGE : リン青銅/PHOSPHOR BRONZE
 ③ハウジング/HOUSING : LCP 白色/WHITE UL94V-0
 ④カバー/COVER : LCP 黒色/BLACK UL94V-0

FINISH 仕上げ
 ①ニッケル下地めっき/OVER NI PLATE : 2μm MIN
 ②めっき/GOLD PLATE : 0.1μm MIN
 ③ニッケル下地めっき (OVER NI PLATE) : 1~3μm
 スズ-銅めっき (TIN COPPER PLATE) : 3~6μm

GENERAL TOLERANCES 一般公差
 DIM 寸法 ± 0.3
 ANGLE 角度 \pm

3RD. ANG. PROJ. 三角法

SCALE 尺度 /
 DR '13-05-14
 D. Kim

UNIT 単位 mm
 DSN '06-02-07
 Y. Yoshikai

CHK 7s
 5/16 K. Kobayashi

APP 73
 5/16 H. Takagi

IRISO ELECTRONICS CO., LTD
 アイソ電子工業株式会社

TITLE 名称
 9671シリーズ FFC/FPCソケット
 SERIES 9671 FFC/FPC SOCKET

EDP No

PARTS No 部番
 IMSA-9671S-**F-GF

DWG No 図番
 110-109671-029

REV. 3

DO NOT SCALE DRAWING.
 THIS DRAWING CONTAINS INFORMATION THAT IS PROPRIETARY TO IRISO AND SHOULD NOT BE USED WITHOUT WRITTEN PERMISSION.