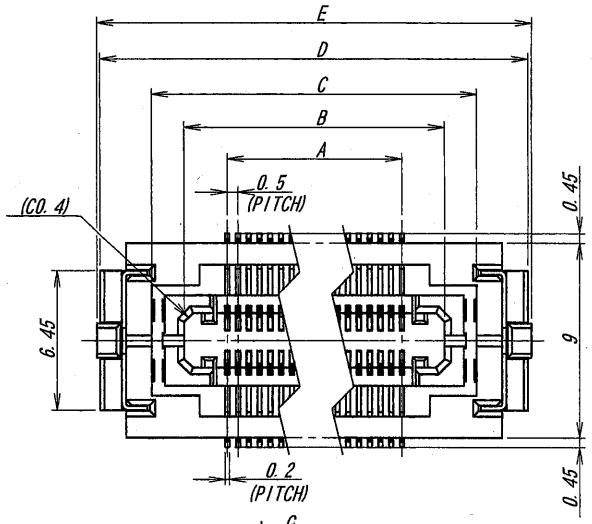

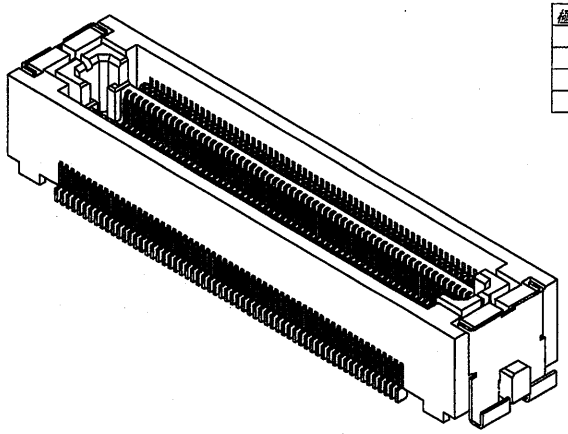

極数/CKT	部品番号/PARTS No.	A	B	C	D	E	NOTE
122	9846B-122B-GF	30.0	34.0	37.0	41.8	42.1	
140	9846B-140B-GF	34.5	38.5	41.5	46.3	46.6	

公差指示無き部分の寸法差	
DIMENTION GAP	
寸法区分	公差
SECTION	DIM.
X< 1mm	±0.15
1mm<X≦ 6mm	±0.2
6mm<X≦ 18mm	±0.3
18mm<X≦ 50mm	±0.5
50mm<X≦120mm	±0.7

NOTE

1. 端子相互のバラツキ：0.1MAX.

NOTE

1. COPLANARITY：0.1MAX.

ISSUED
'08.4.17
IRISO
ENG. DEPT.

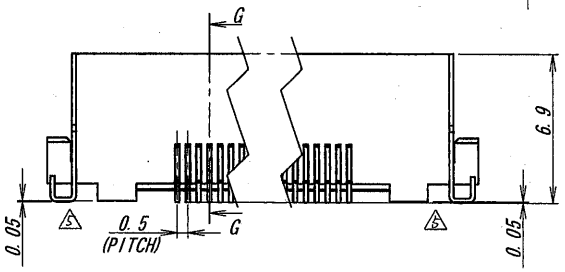

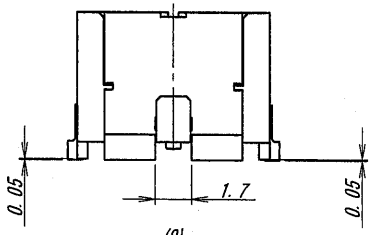

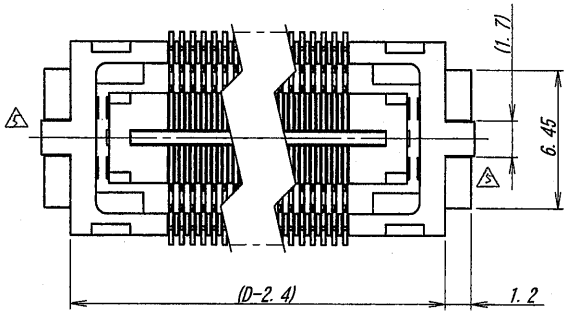

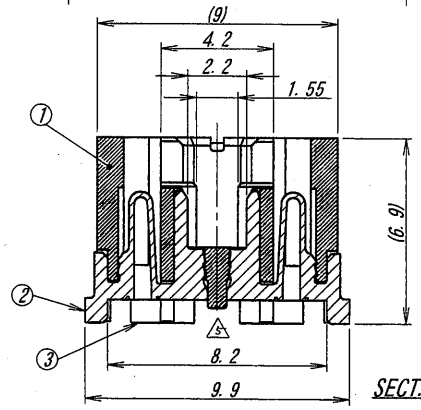

SECT. G-G

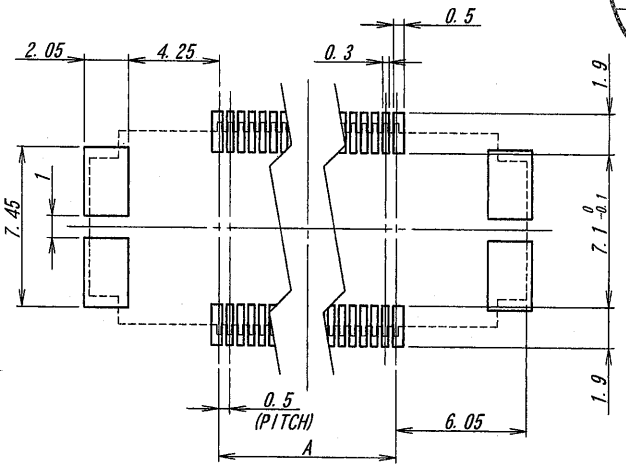

推奨基板寸法
一般公差：±0.05 (マウント面)
RECOMMENDED PCB SIZE
GENERAL TOLERANCE : ±0.05 (MOUNTING SIDE)

LTR 記号	ECN No	REVISION RECORD 記事	DR	CHK	DATE 年月日
5	31963	Revised	S.K	MT	4/15'08

MATERIAL 材質
①ベース：耐熱性樹脂、UL94V-0
②ポスト：銅合金
③金具：銅合金
①BASE : HEAT RESISTING PLASTICS, UL94V-0
②POST : COPPER ALLOY
③MOUNTING METAL : COPPER ALLOY

FINISH 仕上げ
②ポスト：金めっき
③金具：スズ一銅めっき
②POST : GOLD PLATE
③MOUNTING METAL : TIN-COPPER PLATE

GENERAL TOLERANCES 一般公差
DIM 寸法 ± 上表参照 SEE SHART
ANGLE 角度 ±

3RD. ANG. PROJ. 三角法

SCALE 尺度 /
UNIT 単位 mm
DR '08-4-15 S. Kasai
DSN '05-2-8 Matsuzaki
CHK '08-4-15 MTAKAGI
APP '08-4-15 Y. Sasaki

IRISO ELECTRONICS CO., LTD
イリソ電子工業株式会社

TITLE 名称
9846シリーズ 可動プラグ
SERIES 9846 PLUG (FLOATING TYPE)

EDP No

PARTS No 部番 9846B-**B-GF

DWG No 図番 IMSA-9846B-**B-GF

REV. 5

DO NOT SCALE DRAWING.
THIS DRAWING CONTAINS INFORMATION THAT IS PROPRIETARY TO IRISO AND SHOULD NOT BE USED WITHOUT WRITTEN PERMISSION 本図面は、イリソ電子工業（株）の所有する情報を含むもので当社の許可なく複製を禁止する