極数/CKT	部品番号/PARTS No.	A	B	C	D	E	F
8	9857B-08D-GF	3.0	7.0	9.0	12.0	9.0	14.2
10	9857B-10D-GF	4.0	8.0	10.0	13.0	10.0	15.2
12	9857B-12D-GF	5.0	9.0	11.0	14.0	11.0	16.2
16	9857B-16D-GF	7.0	11.0	13.0	16.0	13.0	18.2
18	9857B-18D-GF	8.0	12.0	14.0	17.0	14.0	19.2
20	9857B-20D-GF	9.0	13.0	15.0	18.0	15.0	20.2
24	9857B-24D-GF	11.0	15.0	17.0	20.0	17.0	22.2
28	9857B-28D-GF	13.0	17.0	19.0	22.0	19.0	24.2
32	9857B-32D-GF	15.0	19.0	21.0	24.0	21.0	26.2
36	9857B-36D-GF	17.0	21.0	23.0	26.0	23.0	28.2
40	9857B-40D-GF	19.0	23.0	25.0	28.0	25.0	30.2
44	9857B-44D-GF	21.0	25.0	27.0	30.0	27.0	32.2
48	9857B-48D-GF	23.0	27.0	29.0	32.0	29.0	34.2
52	9857B-52D-GF	25.0	29.0	31.0	34.0	31.0	36.2
56	9857B-56D-GF	27.0	31.0	33.0	36.0	33.0	38.2
60	9857B-60D-GF	29.0	33.0	35.0	38.0	35.0	40.2

NOTE
1. コプラナリティー：0.1MAX.
1. COPLANARITY: 0.1MAX.

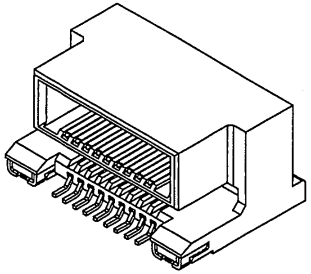

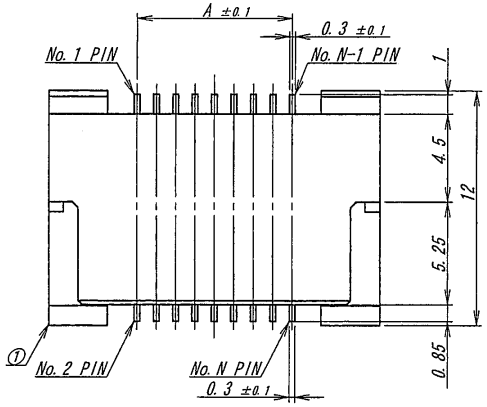

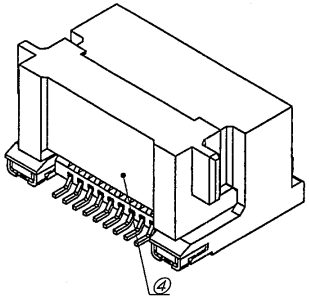

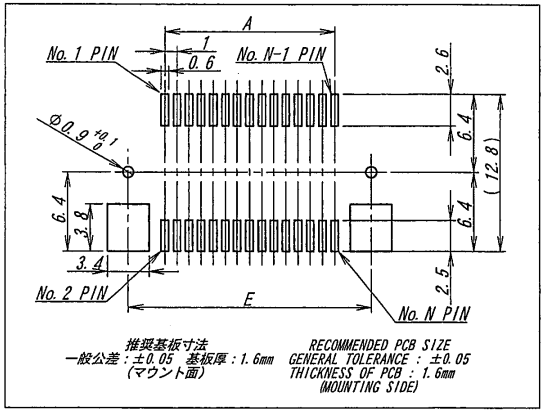

推奨基板寸法
一般公差：±0.05 基板厚：1.6mm
(マウント面)

RECOMMENDED PCB SIZE
GENERAL TOLERANCE : ±0.05
THICKNESS OF PCB : 1.6mm
(MOUNTING SIDE)

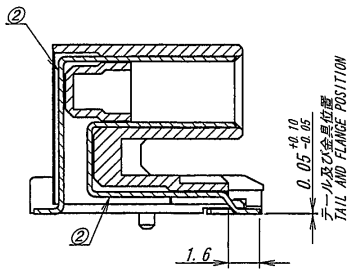

SECT. G-G

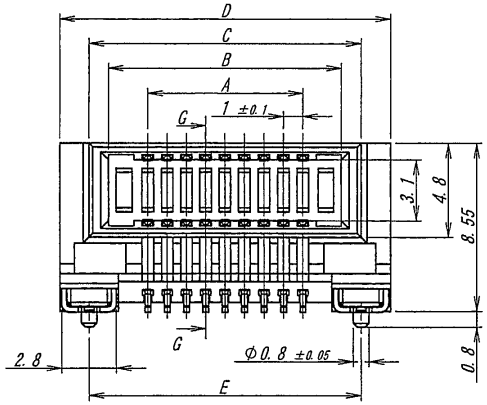

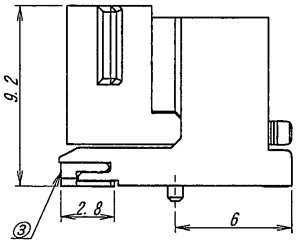

キャップ装着図
WITH CAP

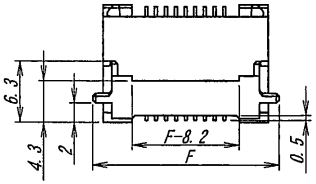

キャップ装着図
WITH CAP

ISSUED
'17.10.31
IRISO
ENG.DEPT.

LTR 記号	ECN No	REVISION RECORD 記事	DR	CHK	DATE 年月日
△					
△					
△					
△					
△					
△	55913	NOTE REV	N.A	M.T	'17-10-04
△	37661	RELEASED	S.Y	M.T	'10-7-29

MATERIAL 材質
①ベース : LCP 黒色 UL94V-0
②端 子 : リン青銅
③金具 : 黄銅
④キャップ : 9Tナイロン 黒色 UL94V-0
①BASE : LCP BLACK UL94V-0
②POST : PHOSPHOR BRONZE
③FLANGE : BRASS
④CAP : 9T NYLON BLACK UL94V-0

FINISH 仕上げ
②ニッケル下地めっき/OVER NICKEL PLATE:2μmMIN.
金めっき/GOLD PLATE:0.1μmMIN.
③ニッケル下地めっき/OVER NICKEL PLATE:0.5~2μm
錫半光沢めっき/Tin MATT PLATE:3μmMIN.

GENERAL TOLERANCES 一般公差
DIM 寸法 ± 0.3
ANGLE 角度 ±

3RD. ANG. PROJ. 三角法

SCALE 尺度 —
UNIT 単位 mm
DR '17-10-04 N. Okyo
DSN '09-3-13 T. Takane
CHK '17.10.4 M. Takeda
APP 2017-10-4 Y. Sasaki

IRISO ELECTRONICS CO., LTD
イリソ電子工業株式会社

TITLE 名称
9857シリーズ プラグ
SERIES 9857 PLUG

EDP No

PARTS No 部番
△1 IMSA-9857B-**D-GF

DWG No 図番
△1 110-409857-017

REV. 1

DO NOT SCALE DRAWING.
THIS DRAWING CONTAINS INFORMATION THAT IS PROPRIETARY TO IRISO AND SHOULD NOT BE USED WITHOUT WRITTEN PERMISSION. 本図面は、イリソ電子工業（株）の所有する情報を含むもので当社の許可なく複製を禁止する。