製品引き出し方向
PRODUCT WITHDRAWAL DIRECTION △2

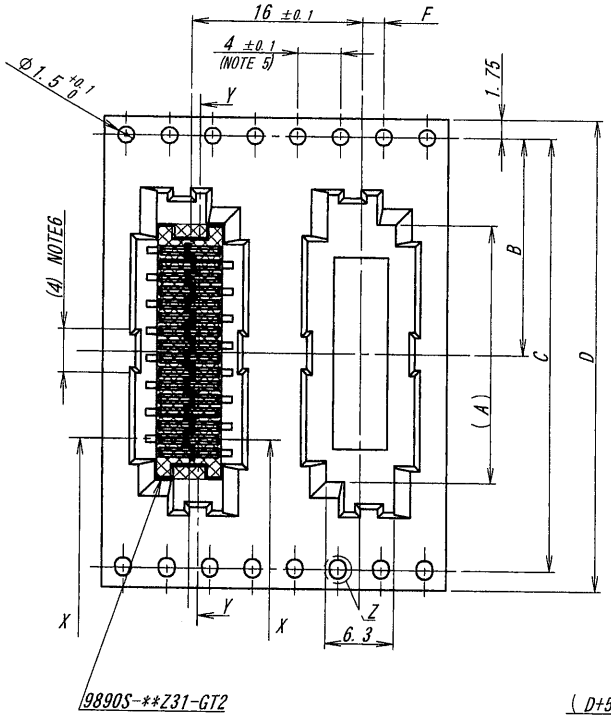

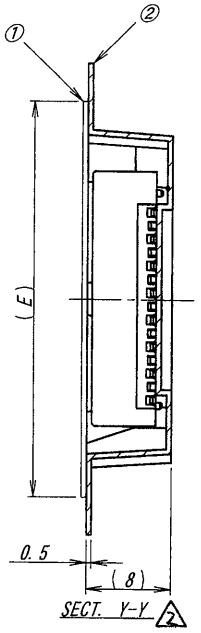

極数/CKT	製品番号/PARTS No.	A	B	C	D	E	F
6	9890S-06Y991	11.5	14.2	28.4	32	26	2±0.1
8	9890S-08Y991	14.0					
10	9890S-10Y991	16.5	20.2	40.4	44	37	2±0.15
12	9890S-12Y991	19.0					
14	9890S-14Y991	21.5					
16	9890S-16Y991	24.0					
18	9890S-18Y991	26.5	26.2	52.4	56	49	
20	9890S-20Y991	29.0					
22	9890S-22Y991	31.5					
24	9890S-24Y991	34.0					
26	9890S-26Y991	36.5					
28	9890S-28Y991	39.0	34.2	68.4	72	65	
30	9890S-30Y991	41.5					

NOTE △2
1. 梱包数量 / UNIT QUANTITY : 700
2. リードテープ長さ / LEAD TAPE LENGTH

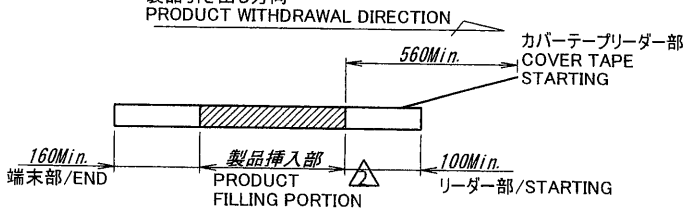

3. カバーテープの剥離強度 / COVER TAPE PEELING FORCE : 0.2～1.3N

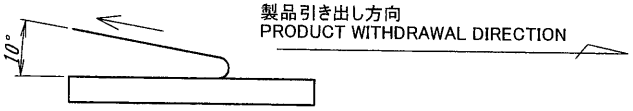

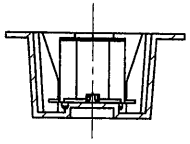

SECT. X-X

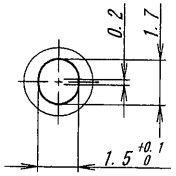

DETAIL. Z △2

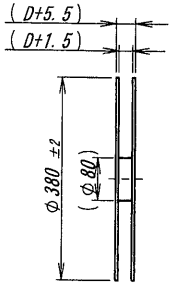

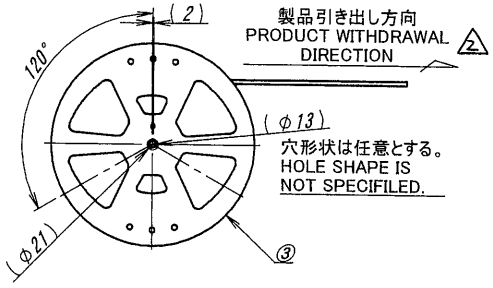

△2 4. 10ピッチの累積許容は±0.2mmとする。
THE TOTAL TOLERANCE OF 10 PITCH IS ±0.2.
5. 適用極数/APPLY TO :10～30PIN

ISSUED
'12.11.-5
IRISO
ENG.DEPT.

LTR 記号	ECN No	REVISION RECORD 記事	DR	CHK	DATE 年月日
△					
△					
△					
△					
△					
△					
△2	42562	REVISED	Y.S	K.K	'12-11-2

MATERIAL 材質
①カバーテープ/COVER TAPE : PET TYPE
②キャリアテープ/CARRIER TAPE : PS
③リール/REEL : PS(黒/BLACK)

FINISH 仕上げ

GENERAL TOLERANCES 一般公差
DIM 寸法 ± 0.3
ANGLE 角度 ±

3RD. ANG. PROJ. 三角法

SCALE 尺度 /
UNIT 単位 mm
DR '12-11-2 Y. Suzuki
DSN '11-12-15 J. Sakaue
CHK '12 11/5 K. Kobayashi
APP '12 11/5 M. Takagi

IRISO ELECTRONICS CO., LTD
イリソ電子工業株式会社

TITLE 名称
9890シリーズ ソケット エンボス 梱包品△2
SERIES 9890 SOCKET EMBOSS PRODUCT

EDP No

PARTS No 部番
IMSA-9890S-**Y991 △2

DWG No 図番
120-109890-083 △2

REV. 2

DO NOT SCALE DRAWING.
THIS DRAWING CONTAINS INFORMATION THAT IS PROPRIETARY TO IRISO AND SHOULD NOT BE USED WITHOUT WRITTEN PERMISSION. 本図面は、イリソ電子工業（株）の所有する情報を含むもので当社の許可なく複製を禁止する。